

# Lower jaw models



Ref. DM 116

**CHARACTERISTICS:**  
Partially edentulous  
Healed ridge  
Soft tissue  
Bone density : D1-D2-D3-D4

**PRACTICES:**  
Implant placement  
Suturing, flaps  
Soft tissue Graft  
Socket preservation



Ref. DM 117

**CHARACTERISTICS:**  
Partially edentulous  
Healed ridge  
Soft tissue  
Bone density : D1-D2  
D3-D4

**PRACTICES:**  
Implant placement  
Suturing, flaps



Ref. DM 25 11

**CHARACTERISTICS:**  
Partially edentulous  
Healed ridge  
Soft tissue

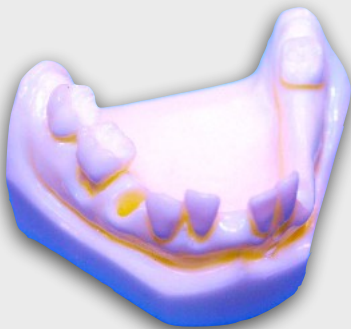
**PRACTICES:**  
Implant placement  
Bone grafting  
Biomaterial  
Socket preservation



Ref. DM 613

**CHARACTERISTICS:**  
Total edentulous  
Healed ridge  
Soft tissue  
Bone density : D1-D2  
D3-D4

**PRACTICES:**  
Implant placement  
Suturing, flaps  
Full Arch treatment



Ref. DM 115

**CHARACTERISTICS:**  
Total edentulous  
Healed ridge  
Clear model

**PRACTICES:**  
Implant placement



Ref. DM 614

**CHARACTERISTICS:**  
Total edentulous  
Healed ridge  
Soft tissue  
Bone density : D1-D2  
D3-D4  
Acrylic Overdenture

**PRACTICES:**  
Implant placement  
Suturing, flaps  
Full Arch treatment



**CHARACTERISTICS:**  
Partially edentulous  
Healed ridge  
Bone density : D1-D2  
D3-D4  
Sockets

**PRACTICES:**  
Implant placement  
Socket preservation

Ref. DM 22 05



**CHARACTERISTICS:**  
Partially edentulous  
Soft tissue  
Healed ridge  
Soft tissue  
Bone density : D1-D2  
D3-D4  
Sockets

**PRACTICES:**  
Socket preservation  
Implant placement  
Suturing, flaps  
Soft tissue Graft  
Connective tissue

Ref. DM 25 11



**CHARACTERISTICS:**  
Partially edentulous  
Soft tissue  
Healed ridge  
Soft tissue  
Bone density : D1-D2  
D3-D4

**PRACTICES:**  
Bone expansion  
Implant placement  
Suturing, flaps  
Soft tissue Graft  
Connective tissue graft

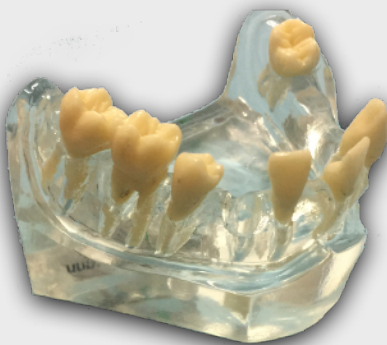
Ref. DM 25 09



**CHARACTERISTICS:**  
Partially edentulous  
Soft tissue  
Healed ridge  
Soft tissue  
Bone density : D1-D2  
D3-D4  
Desherence sockets

**PRACTICES:**  
Socket preservation  
Implant placement  
Suturing, flaps  
Soft tissue Graft  
Connective tissue graft

Ref. DM 25 10



**CHARACTERISTICS:**  
Partially edentulous  
Soft tissue  
Healed ridge  
Soft tissue  
Bone density : D1-D2  
D3-D4  
Bone defect

**PRACTICES:**  
Implant placement  
Suturing, flaps  
Soft tissue Graft  
Connective tissue graft

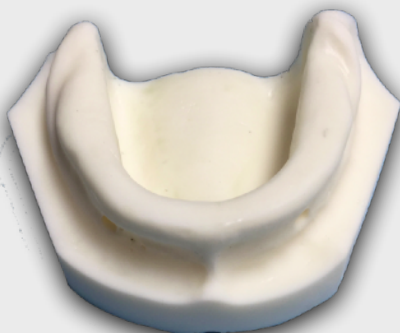
Ref. DM 2002



**CHARACTERISTICS:**  
Partially edentulous  
Soft tissue  
Healed ridge  
Soft tissue  
Bone density : D1-D2  
D3-D4  
Bone defect

**PRACTICES:**  
Implant placement  
Suturing, flaps  
Soft tissue Graft  
Connective tissue graft

Ref. DM 118



**CHARACTERISTICS:**  
Partially edentulous  
Soft tissue  
Healed ridge  
Soft tissue  
Bone density : D1-D2  
D3-D4  
Bone defect  
Sockets

**PRACTICES:**  
Implant placement  
Suturing, flaps  
Soft tissue Graft  
Connective tissue graft

Ref. DM 602



**CHARACTERISTICS:**  
Partially edentulous  
Soft tissue  
Healed ridge  
Soft tissue  
Bone density : D1-D2  
D3-D4  
Bone defect

**PRACTICES:**  
Implant placement  
Suturing, flaps  
Soft tissue Graft  
Connective tissue graft

Ref. BA 2